

**A
Guide to
Club Racing
At
Felixstowe Ferry
Sailing Club**

Contents

Introduction to Racing at FFSC	Page 2
Appendix A Flags in use whilst Racing	Page 3
Appendix B Class starting sequences	Page 4
Appendix C Location of racing Marks	Page 5
Appendix D FFSC fixed courses	Page 6
Appendix E Course board displayed on Committee boat	Page 7

Introduction to Racing at FFSC

Four fleets Race at FFSC: Squibs, Dinghies, Dart 18's and Asymmetric dinghies /F18 Catamarans. Trophy races are usually sailed under the Portsmouth Rating (PR) system.

Racing takes place every Saturday afternoon from Easter to October commencing at 2:30pm. We aim to sail two races of approximately 45 minutes duration each. The season comprises of six series of races between spring and autumn. Each series having between 8 and 18 races.

We also race on Wednesday Evenings throughout the summer from Early May to September, This comprises the spring and summer series. The start time is 7pm.



The sailing programme for the year is available on a separate printed card issued to all members.

Weather permitting, Saturday racing is started and finished at sea, the courses sailed being around the fixed racing marks. (See Appendix C). For simplicity we race one course, the racing marks used being dependant on the wind direction (see Appendix D) The wind determines which fixed marks we use.

The racing is started and finished from the club committee boat 'Tishan'. This is a bright yellow displacement boat about 25ft long.

Wednesday Evening racing is always started and finished at the clubhouse from the crow's nest. The duration is usually about one hour. Courses are displayed in the clubhouse and weather permitting we race out to sea, around the fixed marks and back up the river to the clubhouse. At other times racing takes place in the river using mainly navigation marks.

At about 1:30pm the FFSC club flag is raised onto the flagpole in front of the main entrance. In addition, from the crow's nest flagpole the Red Ensign is flown together with either the

'C' flag  which indicates racing is at sea or the 'R' flag  that indicates racing is in the river.

To enter the racing, complete the entry form for your class and place £1:00 in the box provided. (Members of the youth sailing section 50p). Competitors will be required to both sign on and sign off to complete racing. Failure to observe these safety requirements will result in disqualification.

If you decide to retire whilst on the water inform either the Race Officer on board Tishan or any rescue boat. If you are not returning to shore again inform either of the above.

When racing at sea, the course to be sailed will be displayed on the course board on the side of the yellow committee boat 'Tishan' positioned at the start (Appendix E)

The courses for river racing and the Wednesday evening series will be displayed alongside the entry forms. *Allow yourself plenty of time* to sail to the racing area. Depending on the weather and tides it can take up to 30 minutes to reach the race area. *Racing will start on time*

The starting sequence for all racing uses the 5 minute countdown sequence.

i.e. At 5 minutes before the start the class warning flag is raised.

At 4 minutes the preparatory flag is raised

At 1 minute the preparatory flag is lowered




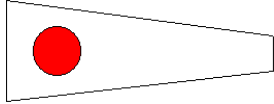
At 0 minute the class flag is lowered

Detailed starting instructions appear in appendix B








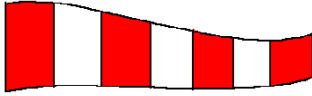





Appendix A

Flags used whilst Racing

Club Racing - Class flags:

			
Naval No. 9 Squib Class	Darts	Asymmetric Fleet	Numeral no. 1 YS & Dinghy Handicap

Club Racing - Signal flags:

				
Flag 'C' 'When flown from the crow's nest' Sea Start	Flag 'R' River Start	Flag 'P' Preparatory Flag + 1 sound signal	Flag 'X' Individual Recall + 2 nd sound signal	1st Substitute General recall + 3 rd sound signal
				
'Orange Flag' Committee Boat on station to Start racing	'Orange and Blue' Committee Boat on station to Finish Racing	Answering Pennant Race postponed to be re-sailed shortly. Two sound signals when raised. Lowered 1 minute before race starting sequence + One sound signal		
				
Flag 'S' Shorten course As the first boat approaches within 100 metres of the finish line Hoist Flag 'S' plus two sound signals. To shortening specific classes: Hoist flag 'S' over the class flag.	Flag 'S' over class flag Shorten specific class	Flag 'N'	'N' over 'H' 'N' over 'A' Race Abandoned Three sound signals when raised See section 2.08 for explanation	

Appendix B






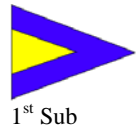


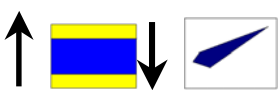





STARTING PROCEDURES.

FFSC will use the RYA starting sequence of 5, 4, 1, 0 minutes .

Start times. (Times are indicative only and may vary)

Club Series races: Saturday 14:30hrs.. Club Handicap and Trophy races: Sunday 11.00hrs

3.2 Saturday afternoon Series. (Squib, Dart, Asymmetric and Dinghy Handicap Classes)

<p>14:25 hrs Sound Hooter once, hoist Squib class flag Naval 9</p>	
<p>14:26 hrs Sound Hooter once, hoist flag 'P'</p>	
<p>14:29 hrs Sound Hooter once, lower flag 'P'</p>	
<p>14:30 hrs Sound hooter once (Squib Start). Lower flag Naval 9. Raise Dart Warning Flag</p>	
<p>Premature starters IF ANY IDENTIFIABLE BOATS ARE OVER THE LINE: Sound hooter for the second time and hoist flag 'X' ASAP Where possible call out the offending sail numbers, Then call "ALL CLEAR" when all offending boats have correctly started. Lower flag 'X'. All offending boats must start correctly with 4 minutes. Disqualify any boats failing to do so. IF TOO MANY BOATS ARE OVER THE LINE AND CANNOT ALL BE IDENTIFIED: Sound Hooter for the third time and hoist '1st substitute' General Recall pennant. This Class now goes to the back of the starting sequence and now starts after the last fleet.</p>	 Flag 'X'  1 st Sub
<p>14:31 hrs Sound hooter once, hoist Preparatory flag 'P'</p>	
<p>14:34 hrs Sound hooter once. Lower Preparatory Flag 'P' If Flag 'X' has not previously been lowered do so now. Or lower the 1st Substitute pennant if raised at the start of this race.</p>	
<p>14:35 hrs Sound hooter once.(dinghy start) Lower 'Dart class flag' Hoist Dart fleet warning Flag. If any boats over the line, proceed as per 'Premature Starters' above.</p>	
<p>14:36 hrs Sound hooter once. Hoist Preparatory Flag 'P'</p>	
<p>14:39 hrs Sound hooter once. Lower Preparatory Flag 'P' If Flag 'X' has not previously been lowered do so now. Or lower the 1st Substitute pennant if raised at the start of this race.</p>	
<p>14:40 hrs Sound Hooter once. (Asymmetric start) Lower Asymmetric class flag. Raise Dinghy Handicap class Pennant If any boats over the line, proceed as per 'Premature Starters' above.</p>	
<p>14:41hrs Sound Hooter once. Hoist Preparatory Flag 'P'</p>	
<p>14:44 hrs Sound hooter once. Lower Preparatory Flag 'P' If Flag 'X' has not previously been lowered do so now.</p>	

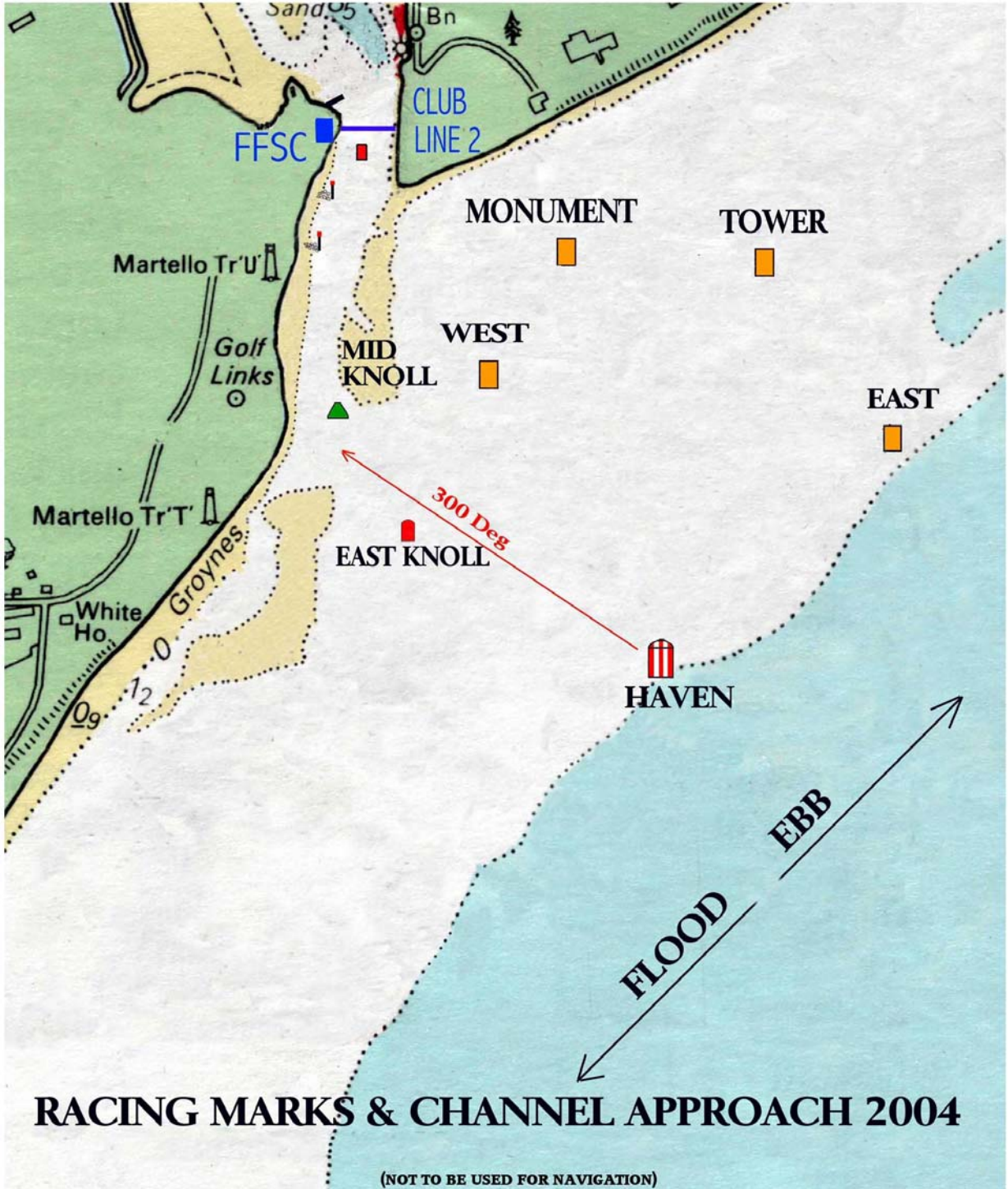
14.45 hrs

Sound hooter once. Lower Dinghy Handicap class pennant.
If any boats over the line, proceed as per 'Premature Starters' above.



Appendix C – Location of FFSC Racing Marks

NOTE: Racing marks are in approximate positions only

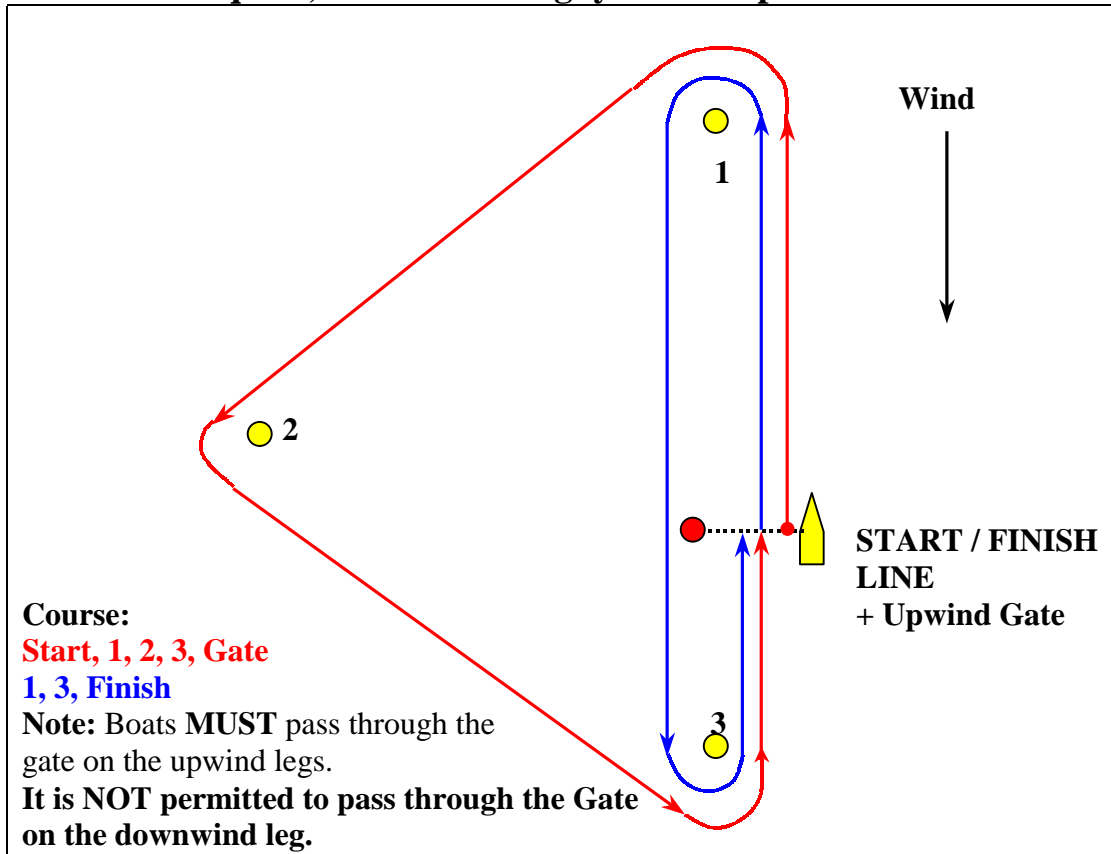


Appendix D

FFSC racing courses

- FFSC yellow cans are used as the fixed racing marks.
Dependant on the wind direction 3 marks will be selected from:
East, West, Tower, Monument and Haven

Note: The Haven red/white channel marker buoy may also be used as a racing mark
Course for Squibs, Darts and Dinghy Handicap



Asymmetric Dinghy Course

Course:

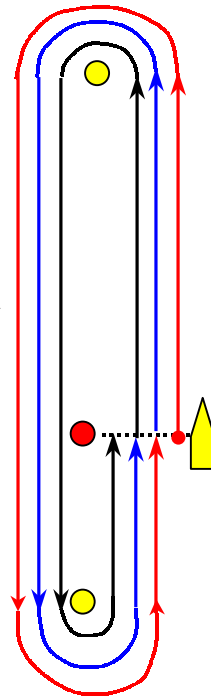
Start, 1,3, Gate,

1, 3, Gate,

1, 3, Finish

Note: Boats **MUST** pass through the gate on the upwind legs.

It is NOT permitted to pass through the gate on downwind legs.







**START/FINISH
LINE
+ Upwind Gate**

Appendix E

FFSC Course Board (Displayed on the Committee boat when racing at Sea)

Fleet starting order

14.30	Squibs	Numeral No.9	
14.35	Darts	Dart class flag	
14.40	Asymmetric	Flag 'D'	
14.45	Dinghy Handicap	Numeral no. 1	

Club Racing Marks at Sea:

E= East

T= Tower

M= Monument


W= West

H= Haven

I= Inflatable/round plastic buoy

Course board example

(All fleets)



E = East

T= Tower

M= Monument